



Spectacular
SPACES
DESIGN IDEAS
LOOK BOOK



welcome

Ban the beige. Say 'so long' to the sterile.
Lose the lean.

It's time to make your workspace more productive. Create an engaging environment for customers and your team. New research shows they work quicker in an enriched environment. They're happier and have fewer health complaints.

We've invested in cutting-edge technology and this entire décor range is made in our own factories. You'll be surprised at just how much of your space can be branded.

It's never been easier to create Spectacular Spaces.

Let's go!



WALLS

4-13

VINYL
WALLPAPER
ACRYLIC DISPLAYS



PARTITIONS

14-19

ROOM DIVIDERS
CURTAINS



BOOTHS

20-31

MEETING ROOMS
WEBEX ROOMS
CHANGING ROOMS



CEILINGS

32-33

SUSPENDED
CEILING TILES



FLOORS

34-37

LOGO MATS
FLOOR GRAPHICS



WINDOWS

38-43

ETCHED VINYL
CUT-OUT LOGO DECALS
WINDOW PANELS



WALLS



BRAND YOUR WALLS

**Your walls provide the biggest canvas in your rooms.
And big spaces can have big impact.**

Use your walls to explain your story, your journey and your brand. To visitors, to clients and to your team. Create an immersive experience and make your space more engaging.

It makes financial sense. Research has shown that good office design reduces absenteeism and makes people happier.



VINYL, VINYL ON THE WALL

Cover entire walls with vinyl self-adhesive graphics.

Want to live underwater? Done. Feel like you're in a forest? Go for it. Roam with the buffalos? Bet they stink. The options are limitless. One thing's for certain, your space will be inspirational.

Vinyl has very high tack, for permanent installation. Printed with light-stable inks, it's intended for long term use and we matt laminate it to make it wipe-clean.

Installation is best done by a professional decorator. Ask about our 'brick vinyl' which can be fitted straight onto breeze block walls.





SAY IT WITH VINYL LETTERS



You don't have to cover entire walls.

With our cut-out vinyl, design words, logos and shapes and then stick them to the walls. Your wall will show through the cut-out bits. Leaving that perfect paint colour you picked out to show through.

To apply, peel off the backing. The self-adhesive pieces can be stuck to most flat walls, either inside or outside.

Don't stop at walls – stick these on doors, lifts and cabinets too.



WALLPAPER

Our wallpaper has a smooth matt premium finish, like, well, premium wallpaper.

It's easy to order a bespoke design. Just measure the whole area and we'll design something to fit. We slice your design into strips, around double the width of a normal roll of wallpaper.

Anyone who's good at decorating can put it up. Paste the wall and hang it like you would at home. We recommend the optional 5mm overlap to make it easier to align each drop with the next.



STAND OFF THE WALL



If you're too shy for full frontal wall covering, these acrylic displays are an elegant alternative. Choose between regular 3mm or luxury 5mm thick acrylic.

We print onto the face of white acrylic. Or smarter, we can print onto the reverse of the acrylic in UV stable inks. Then we print a white layer, so your image is visible.

Stick them directly to the wall or choose optional neat satin chrome stand-off fixings – just drill holes in the wall, screw in and you're ready to go. Perfect for mission statements, inspirational messages and navigational signage too.



PARTITIONS



MAKE A PLAN TO BANISH OPEN PLAN

Open plan is sooo last decade. Studies have shown that breaking up spaces can improve productivity and reduce stress. But that doesn't mean you need to call the builders in.

Fabric displays make excellent room dividers. Inside each is a lightweight aluminium frame. Clip it together and then stretch over the fabric graphic.

Each side can be printed with a different design. Theme two different areas with a single display by using both sides.

Stage and Curve displays are 2.3m tall. In open areas, they break sightlines and make spaces feel more intimate, since you can't peer over them.

As an extra bonus, fabric has natural acoustic properties and helps to reduce clatter and clanging, particularly in areas with wooden or hard floors.

And one more thing. Going to an event? Include your logo on the design and take it with you as a backdrop.



F



A



E



A

15



C
 Eyecatching
 geometric pattern
 on this Stage 46
 divides the space

DIVIDE AND CONQUER YOUR ROOM

Our Stage and Curve range of fabric displays make great room dividers. Prices shown are for double sided displays – also available for lower cost with unprinted white reverse. All prices include delivery.



- A** STAGE 18 2.3m high by 1.8m wide and a super small footprint
- B** STAGE 30 3m wide straight stand with same 2.3m height
- C** STAGE 46 Our widest display – a full 4.6m across
- D** CURVE 24 Guide people towards a different area with gentle 2.5m wide curve
- E** CURVE 30 Elegant 3m width and 2.3m height looks stunning
- F** SOUND COVER 15 (Previous page) Hide ugly partitions with acoustic cover



Give glory to an ugly hole with lightweight fabric drapes



TO HANG WITH THIS

You don't even need a frame to create a partition. Use a curtain rail and suspend lengths of fabric to make translucent curtains.

Flag material is really low cost and has a nice see-through effect. Available in virtually any length in widths of up to 2.9m, perfect for period properties or big windows. Create some privacy from the outside world and use it to hide ugly windows.

Available unfinished as standard, or optionally hemmed with eyelets to hang from curtain hooks.





BOOTH



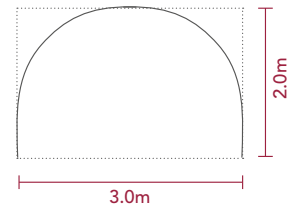
These booths are dual purpose. They make cosy meeting areas and double-up as backdrops for exhibitions.

Inside each is an aluminium skeleton. It clips together in under ten minutes. Then slide the enormous fabric skin over and zip up. The whole thing collapses into a carry bag which fits easily in your car boot.

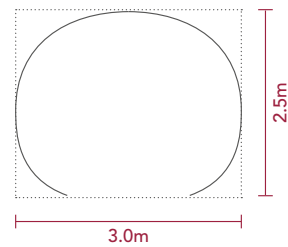
Use both sides of the booth. Let your imagination go wild. They look best when you treat the outside as the external view and then something different inside. Think castle wall, space ship or bunker on the outside. Then make the interior feel like you've stepped into a cosy space.

There's serious purpose to this frivolity. It encourages creative thinking and sparks imagination.

Some of our favourites are on pages 30-31 but we really can print anything you can think of. Even that. Saucy you!



A EMBRACE U Our most popular booth which fits in a 3m x 2m footprint and has a wide entrance. Use both sides to make it feel like you've walked right inside a cool environment



B EMBRACE C 3m wide by 2.5m deep, curves right round on both sides to form hi-backed shape. Accentuate with furniture in the same style – it's amazing what you can find second hand

C U JIMMY?
YES, I C U!



It's amazing how great unloved furniture from home can look when it's part of a theatrical-looking set



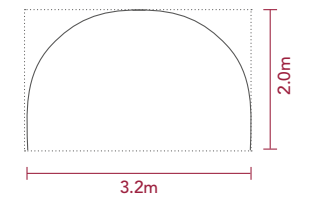
A



B

NOT A SLIPPERY SLOPE

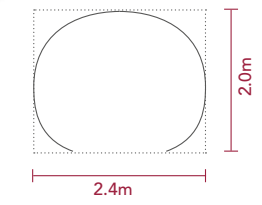
A HUDDLE Has an interesting sloped shape which rises from left 1.25m to be 2.3m high on the right



B Pop in a couple of **KOLA** cubes and make an informal meeting space – see page 47



BE A STORYTELLER



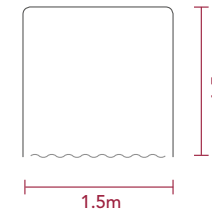
SNUGGLE This cosy booth is 1.8m high at the back with a compact 2m x 2.4m footprint. Pop beanbags on the floor and make a storytelling or briefing space. Both the inside and outside can be customised entirely in your brand.



HIDE AWAY AND GET STUFF DONE

Brand new and exclusive, these Modesto booths are multi-purpose.

Use them as private webex booths, intimate meeting rooms, polling stations or changing cubicles.



Closed on three sides, with a sliding curtain on the front. These look best if you design the curtain to accent the main design, rather than trying to make a continuous graphic.

Like all our booths, inside is a lightweight frame. Clip together, stretch on the fabric graphic, attach the curtain rail and it's up.

PICK A THEME, ANY THEME

Folk see these booths. They fall in love with them. And they ask us “what would you do if you were me?”

Well, we’ve designed loads of them. Here are a few ideas to get your juices flowing. Anything you see here can be used as it is, or we can discretely weave your logo into the design.

Each booth has an inside and outside – make the most of both sides. Not see something which suits your brand?... Ask us – we’re stacked with ideas.



A BALLOONS (for Embrace C booth)



D BEACH TRUCK (for Embrace U booth)



G LOG CABIN (for Huddle booth)



B TITANIC (for Huddle booth)



E TROPICAL (for Snuggle booth)



H ORANGERY (for Embrace U booth)



C WILD WEST (for Embrace C booth)



F STAR BRIDGE (for Embrace U booth)



I SPACESHIP (for Snuggle booth)



CEILING



RAISE THE ROOF

Why live with boring ceiling tiles? Now it's possible to brand your roof. We print directly onto standard suspended ceiling tiles.

Each tile is 595mm sq which fits into a regular 600mm sq grid. Measure your tiles before you start, to make sure you've not got some weird size.

Either print multiple copies of the same design, or go full hog and have every tile with a different design. Tiles can be cut to size by a grown-up who's good at DIY.

Do your full roof or replace those individual stained tiles with a scattering of your logo.



FLOORS



STEP ON IT, STEP IT UP

You've got the picture by now. Just about any surface can be branded.

Why use floor graphics? They're neat for navigation. Guide people in the right direction.

Simple rectangles are the lowest price, but it really doesn't cost much more to make a simple shape.

PUT YOUR PEDAL TO THE VINYL

Our self-adhesive floor vinyl is suitable for hard floors or carpet. Just peel and apply vinyl directly to the surface.

It depends how much traffic your space has, but the graphic should last for a few months with regular footfall. To increase longevity, we add a non-slip laminate to protect the surface.



WIPE YOUR FEET, PLEASE!

Customise your entrance. Print your logo or welcome message on a floor Logo Mat.

Immediately put people in the right frame of mind by printing an unexpected message. We particularly like "nice shoes" and "that colour really suits you".

Choose from 15 standard sizes, starting at 60cm x 85cm right up to 2m x 3m. They're guaranteed for 5 years and are fully washable. Mat is 100% nylon for high absorption. Rubber backing suits both carpets and hard floors. They're finished with a premium rubber Nitrole border to maximise durability.





WINDOWS



DECAL THE WINDOWS WITH WORDS OF GLORY

It's easy to brand your glass doors, interior partitions and windows. There's a few ways of doing it.

Letter and logo decals are printed in colour, sticky side up. Then we overlay a white backing. And then cut them to shape.

Perfect for logos, telephone numbers and words. Apply the sticky side to the glass and the cut-out bits will be see-through.





LIGHT? WHO NEEDS LIGHT? BLOCK IT OUT!

Or you can completely cover some or all of your windows with self-adhesive window panels. Maybe you want to hide folk watching your refit. Or if you've got full-length windows, you could block out the bottom half to provide a little modesty.

We use clear vinyl, print on the back and then overprint white ink on top. So that means the sticky side can be applied to the inside of windows.

They'll last for 2 - 4 years outside.



ETCH ME, FROST ME, ANY WAY YOU WANT ME

Frosted or etched windows are delightfully elegant. They look like your windows have been sandblasted. Particularly pleasant and understated for period properties.

Like decals, choose the areas you want to be cut-out. Either create a solid block, with cut-out words and logos. Or just design individual words and letters which will look like they've been etched into the glass.

Supplied pre-cut on backing paper which fixes to the inside of the glass.





COMPLETE THE LOOK

TABLES



- A** MOJITO Pop up cocktail table
- B** BELLINI Flip cocktail table
- C** MARGARITA Fabric table
- D** ARTHUR 5 5 foot fitted tablecloth
- E** GUINEVERE Loose tablecloth for 6 foot table
- F** ARTHUR 6 6 foot fitted tablecloth
- G** ARTHUR JUNIOR Table runner



SIT DOWN, OH SIT DOWN

Who knew there were so many ways to brand your bum? Informal bean bags and cubes, to bar stools and director's chairs. Or for lazy summer days and to create that feeling indoors, beautiful deckchairs. All prices include delivery.



- A KOLA MAX** A comfortable high density foam cube for informal meetings
- B KOLA LITE** Low cost, personalised stools are great for creating an audience area at your event
- C THE ISLAND** Create comfy seating chill-out areas with these massive beanbags
- D GIRAFFE** Solid wood bar stool with personalised fabric cover
- E BONDI** Branded deckchairs are ace for indoor and outdoor use. Use to create relaxing chill-out areas
- F KUBRICK** Director's chair folds neatly for easy transportation – customise back and seat



13 Canal Wharf
Bondgate Green • Ripon • HG4 1AQ

Tel **01765 570072**
Email **info@colouritin.co.uk**

www.colouritin.co.uk



DESIGN



WEBSITES



DISPLAY



PRINT

